




Q-SHEETS STATIC WHITE
24VDC Dimmable Flexible Sheet



- Provide even illumination
- Easy to install and field modifiable
- Multiple color temperature options
- Max number of sheets per 96W circuit: 18W - 5 sheets; 26W - 3 sheets
- 3 step MacAdam ellipse binning

1	2	3	4	5
PRODUCT	WATTAGE	RATED	CCT	QUANTITY
QS24				

Sample Part Number: QS24-18W-DRY-30-2

1	2	3	4	5
PRODUCT	WATTAGE	RATED	CCT	QUANTITY
QS24 See last page for compatible power supplies.	18W 26W	DRY IP20 DMP IP54	22 2200K 25 2500K 27 2700K 30 3000K 35 3500K 42 4200K 50 5000K	Sold in individual sheets

Field modifications must comply with QTL's installation methods otherwise warranty is null & void | All data has +/- 10% tolerance | Warranty only valid with QTL power supplies | 3 year warranty



Q-SHEETS STATIC WHITE

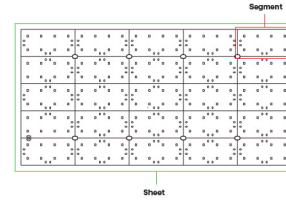
24VDC Dimmable Flexible Sheet

4 CCT – DELIVERED LUMENS

18W

[Calculated L70 = 54000 hrs]

CCT	Lm/Sheet	Lm/Segment	Lm/Sq. Ft	Luminous Efficacy	CRI Ra	Circuit Wattage/Sheet
2200K	1800	72	1451	101 Lm/W	97	17.76
2500K	1872	75	1509	107 Lm/W	97	17.52
2700K	2170	87	1750	119 Lm/W	96	18.31
3000K	2102	84	1695	120 Lm/W	98	17.52
3500K	2187	87	1763	123 Lm/W	98	17.76
4200K	2205	88	1778	124 Lm/W	98	17.76
5000K	2346	93	1891	132 Lm/W	98	17.76



26W

[Calculated L70 = 54000 hrs]

CCT	Lm/Sheet	Lm/Segment	Lm/Sq. Ft	Luminous Efficacy	CRI Ra	Circuit Wattage/Sheet
2200K	2432	67	1216	96 Lm/W	97	25.44
2500K	2576	71	1288	99 Lm/W	97	25.92
2700K	2886	80	1443	111 Lm/W	96	26.04
3000K	2841	79	1421	113 Lm/W	98	25.2
3500K	2929	81	1465	117 Lm/W	98	24.96
4200K	3056	85	1528	116 Lm/W	98	26.28
5000K	3110	86	1555	126 Lm/W	98	24.72

TEMPERATURE RATINGS

		18W		26W	
		Min	Max	Min	Max
DRY	Ambient Operating Temp	-4°F	125°F	-4°F	120°F
	Storage Temp	-4°F	140°F	-4°F	140°F
	Installation Temp	-50°F	100°F	-50°F	100°F
DMP	Ambient Operating Temp	-4°F	120°F	-4°F	115°F
	Storage Temp	-4°F	140°F	-4°F	140°F
	Installation Temp	-50°F	100°F	-50°F	100°F

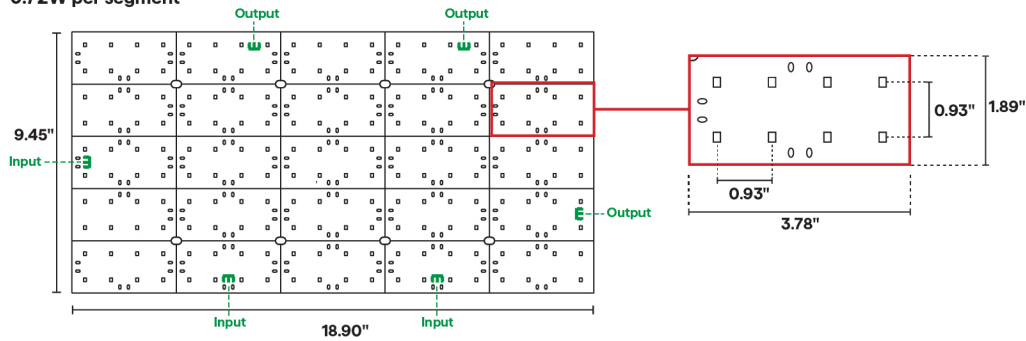


Q-SHEETS STATIC WHITE

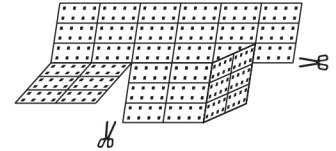
24VDC Dimmable Flexible Sheet

DIMENSIONS

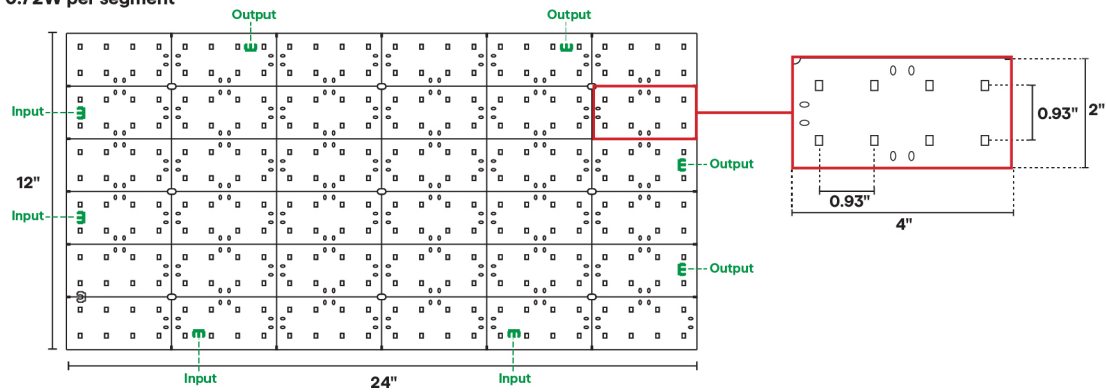
18W per sheet
0.72W per segment



NOTE:
Field cuttable at designated lines indicated on the LED sheet.



26W per sheet
0.72W per segment

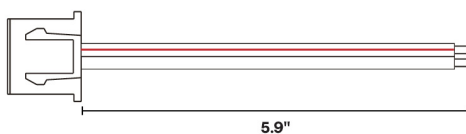


Q-SHEET THICKNESS

PCB	LED CHIPS	CONNECTORS
0.0225"	0.0555"	0.2583"

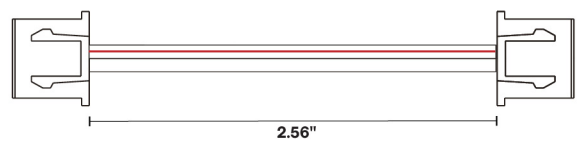
CONNECTORS

QS-LEAD-SW



Sold in packs of 5

QS-EXTEND-SW



Sold in packs of 5

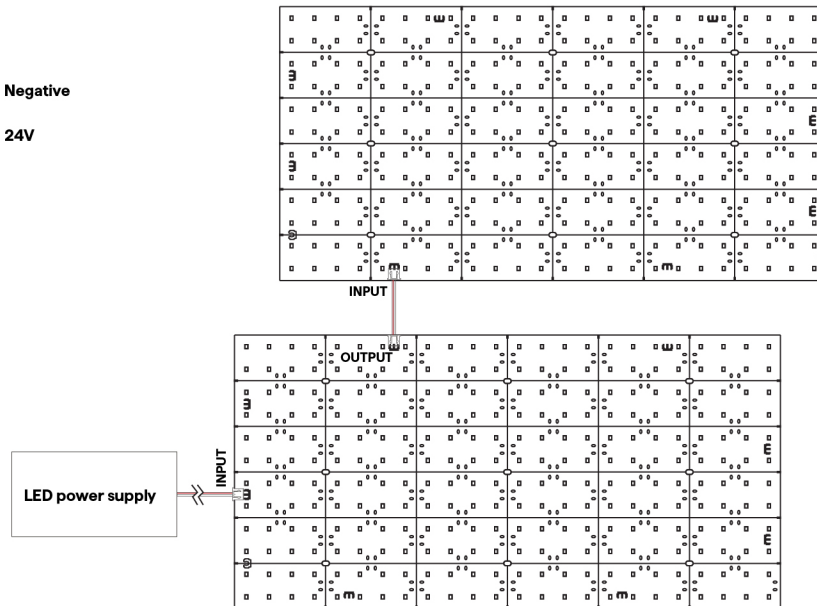
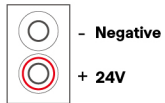


Q-SHEETS STATIC WHITE

24VDC Dimmable Flexible Sheet

CONNECTION DIAGRAM

Wire Detail



NOTE:

- Ensure the connection from power supply goes to a connection marked input
- When jumping to additional sheet, ensure sheets are in same orientation
- Ensure the jumper connection of initial sheet is on an output connector and the jumper connection of additional sheet is on input connector
- Ensure polarity is correct. If the sheets are not in the same orientation, positive terminals will not align between sheets and sheet will not function as intended



Q-SHEETS STATIC WHITE

24VDC Dimmable Flexible Sheet

COMPATIBLE POWER SUPPLIES

See power supplies cut sheets for more information. Data subject to change, all data has +/- 5% tolerance.

DIM TO LEVEL	INDOOR
	Q-SHEETS SW
Dim to Black	O6M-DC+CAP QTM-DC+CAP iQ-PH iQ-PH+QD1
0.1%	QT-CAB-QZ-PH/0-10V QT-CAB-eLED+0-10V QT-CAB-eLED+0-10V-AWN QT-CAB-eLED+DALI-DT6 QT-CAB-eLED+DALI-DT6-AWN QTM-eLED+0-10V QTM-eLED+0-10V-AWN QTM-eLED+DALI-DT6 QTM-eLED+DALI-DT6-AWN QZ-BOWTIE+DIMMER QZ-DMX QZ-PH/0-10V QZ-STICK-PH/0-10V QZLP
1%	QTM-eLED(E) QZ-DALI-DT6
10%	Non-Dim Power Supply with SW App Dongle



Q-SHEETS STATIC WHITE

24VDC Dimmable Flexible Sheet

DIMMING PROTOCOL	INDOOR
	Q-SHEETS SW
Non-Dim	QT-CAB-eLED-ND QTM-eLED-ND QZ-ND
Phase	Q6M-DC+CAP QT-CAB-QZ-PH/0-10V QTM-DC+CAP QTM-eLED(E) QZ-BOWTIE+DIMMER QZ-PH/0-10V QZ-STICK-PH/0-10V QZLP iQ-PH iQ-PH+QD1
0-10V	QT-CAB-QZ-PH/0-10V QT-CAB-eLED+0-10V QT-CAB-eLED+0-10V-AWN QTM-eLED+0-10V QTM-eLED+0-10V-AWN QZ-PH/0-10V QZ-STICK-PH/0-10V QZLP
Lutron Athena	QT-CAB-eLED+0-10V-AWN QT-CAB-eLED+DALI-DT6-AWN QTM-eLED+0-10V-AWN QTM-eLED+DALI-DT6-AWN
ECO System	QTM-eLED(E)
DMX	QZ-DMX
DALI-2: DT6	QT-CAB-eLED+DALI-DT6 QT-CAB-eLED+DALI-DT6-AWN QTM-eLED+DALI-DT6 QTM-eLED+DALI-DT6-AWN QZ-DALI-DT6
SCENE App Dimmed	Non-Dim Power Supply with SW App Dongle

COMPATIBLE ACCESSORIES

Q-mini-J5

2.80"
2.27"

UL Listed, miniature junction box, DRY/DMP (WET rated with silicone)

SCENE APP DONGLE

1.36"
2.58"

Wi-Fi or Bluetooth Connectivity

QS-LEAD-SW

Lead Connector

QS-EXTEND-SW

Jumper Connector

COMPATIBLE APPS

NFC APP

Read and write DMX addresses and adjust voltage